

WP195 – Capacity Market and CfD Metered Data

Public

Contents

Contents	2
Change Amendment Record	3
1. Introduction	4
1.1 Scope and Purpose	4
1.2 Main Users and Responsibilities	4
1.3 Associated Documents	4
2. Required Supplier Information	6
2.1 Metering Pathways	6
2.2 BMU Metering Pathway	7
2.3 Additional BMU Metering Pathway	7
2.4 HHDA Metering Pathway	8
2.5 DC Metering Pathway	9
2.6 Self-Submission Metering Pathway	9
2.7 CM data submission	10
2.8 CfD data submission	12
3. Interface and Timetable Information	14
3.1 Self-Submission by a CfD Generator	14
3.2 Self-Submission by a Capacity Vendor	16
4. Contact Information	19
5. Acronyms and Definitions	19
6. Appendices	20
6.1 Appendix 1 – CSV File Requirements	20
6.2 Appendix 2 – CSV File Format	22
6.3 Appendix 3 – CSV File Example	22
6.4 Appendix 4 – Net Active Energy	25
6.5 Appendix 5 – Separate Active Import & Active Export	27
6.6 Appendix 6 – Settlement Days combined	29
6.7 Appendix 7 – Clock Change	32
6.8 Appendix 8 – Apportioned Metering Data Interface File	35
6.9 Appendix 9 – Metered Data Report	35
6.10 Appendix 10 - D0357 Setup Email Template	36

Change Amendment Record

Version	Date	Description
1.0	9 October 2015	Go Live version
2.0	6 October 2016	Clarification of format added to Appendix 2.
3.0	16 November 2016	Updates to clarify frequency of data submission
4.0	6 December 2017	Transfer to new template
5.0	17 October 2018	Addition of Storage baseline data requirements.
6.0	4 February 2019	Addition of Apportioned Metering, Addition of CSV file encoding requirement
7.0	13 May 2020	Included metering data report section 2.7.1 and Appendix 9
8.0	16 July 2020	Clarifications concerning Metered Data reports for Interconnector CMUs
9.0	10 December 2020	Metered data notifications update & Annual Review
10.0	01 February 2022	Annual review
11.0	14 September 2022	Updates for the consolidation of My EMRS and the EMR Settlement Portal
12.0	23 October 2023	Annual Review
13.0	9 July 2024	Housekeeping Changes
14.0	2 October 2024	Annual Review
15.0	11 August 2025	Updates to reflect new LCCC and EMRS visual identities
16.0	29 September 2025	Annual Review and addition of ESC Head End system information
17.0	1 December 2025	Additional ESC Head End system information added
18.0	15 May 2026	Updates to add D0357 Set up email template to Appendix 10

1. Introduction

Capacity Providers and CfD Generators are required to submit Metered Volumes to the Settlement Services Provider (SSP). EMR Settlement Ltd (EMRS) has been appointed the SSP for both the Capacity Market (CM) and Contracts for Difference (CfD).

1.1 Scope and Purpose

The purpose of this document is to define the methods that Metered Volumes will be submitted to EMRS.

1.2 Main Users and Responsibilities

Table 1: Main Users and Responsibilities.

Role	Responsibilities
Capacity Provider	Ensure that Metered Volumes are submitted to EMRS.
CfD Generator	Ensure that Metered Volumes are submitted to EMRS.
Data Collector (DC)	A data collector appointed by the CfD Generator or Capacity Provider to fulfil the requirement to submit Metered Volumes to EMRS.
Electricity Settlements Company (ESC)	To appoint a Settlement Services Provider and receive / act on Meter fault reports. To transfer Self-submission Metered Volumes to EMRS on behalf of the Capacity Provider, for data received via the ESC Head End System (HES).
EMR Settlement Ltd (EMRS)	To receive Metered Volumes and load them into the EMR Settlement System.
Low Carbon Contracts Company (LCCC)	To appoint a Settlement Services Provider and receive/act on Meter fault reports.

1.3 Associated Documents

This working practice should be read alongside the following documents:

Document
Electricity Capacity Regulations 2014 and all subsequent amendments ¹
Capacity Market Rules 2014 and all subsequent amendments ²

¹ <http://www.legislation.gov.uk/uksi/2014/2043/contents/made>

² https://www.gov.uk/government/uploads/system/uploads/attachment_data/file/340046/capacity_market_rules.pdf

WP195 – Capacity Market and CfD Metered Data

Document

CfD Standard Terms and Conditions and all subsequent amendments

CfD Agreement and all subsequent amendments

Private Network CfD Agreement and all subsequent amendments

BSCP01 - Overview of Trading Arrangements³

BSCP503 - Half-hourly Data Aggregation for SVA Metering Systems Registered in SMRS

WP1 Overview of EMR Settlement⁴

WP22 - Contracts for Difference Settlement Required Information

WP197 - Capacity Market Metering Test

³ <https://bscdocs.elexon.co.uk/bsc-procedures>

⁴ <https://emrsettlement.co.uk/publications/working-practices/>

2. Required Supplier Information

2.1 Metering Pathways

There are several metering pathways available for submitting Metered Volumes, depending on the circumstances of the metering installation and whether they are part of the CM or have a CfD.

EMRS can receive metered volumes from a number of sources:

- Balancing and Settlement Code Company (BSCCo);
- Half-hourly Data Aggregators (HHDA); and
- Self-submission by the CfD Generator or the Capacity Provider or their appointed data collector (DC).

Table 2 below shows the metering pathways available to CfD Generators and Capacity Providers.

Policy	Metering Configuration Solution	Metering Pathway	Responsible for Data Submission	Data Collection and Submission	Submission Method
CM	BMU	BMU	Capacity Provider	CDCA; SAA	EMRS receive all metered volumes from SAA.
CM	Supplier Settlement	HHDA	Capacity Provider	Supplier appointed Half-hourly Data Collector (HHDC) and HHDA	Capacity Provider informs supplier they are participating in Capacity Market and supplier instructs HHDA (D0354) to send data flow (D0357) ⁵ to EMRS. See Appendix 10 (section 6.10) for the D0357 Set Up email template that Capacity Providers can use when contacting Suppliers.
CM	Bespoke or Balancing Services ⁶	DC or self-submission	Capacity Provider (non-Head End System (HES) ⁷ User)	Capacity Provider or their appointed data collector	Capacity Provider (or their appointed data collector) submits metered data in the defined file format to EMRS directly

⁵ Information on these flows may be found on the [Electralink DTC catalogue](#)

⁶ This Metering Pathway is only an option if a Capacity Provider has existing balancing services metering.

⁷ Please see 2.6 Self-Submission Metering Pathway for more information on the HES.

Policy	Metering Configuration Solution	Metering Pathway	Responsible for Data Submission	Data Collection and Submission	Submission Method
CM	Bespoke or Balancing Services	Self-submission	Capacity Provider (Head End System (HES) ⁷ User)	ESC (on behalf of Capacity Provider)	ESC Head End System (HES) collects metered data in the defined file format, for onward submission to EMRS
CfD	BMU	BMU	CfD Generator	CDCA; SAA	EMRS receive all metered volumes from SAA
CfD	Supplier Settlement	Additional BMUs	CfD Generator	Supplier appointed HHDC and HHDA; SAA	CfD Generator must request a BMU from a supplier or EMRS. Then EMRS will receive metered volumes from SAA.
CfD	Private Wire (Network)	DC or self-submission	CfD Generator	CfD Generator or their appointed data collector	CfD Generator ⁸ submits metered data to EMRS in the defined file format.

2.2 BMU Metering Pathway

For Central Meter Registration Service (CMRS) registered sites Metered Volumes will be submitted as per the BSC processes and will not be discussed in this working practice. For more information refer to BSCP01 - Overview of Trading Arrangements⁹, and how they relate to EMR Settlement in WP1 - Overview of EMR Settlement¹⁰.

The SAA will send the Metered Volumes for all BMUs in a file via Secure File Transfer Protocol (SFTP) to EMRS. The EMRS system will pick out the relevant Metered Volumes for BMUs participating in CM or CfD. The half-hourly data will be in MWh (three decimal places) and in clock time.

2.3 Additional BMU Metering Pathway

For CfD only, Supplier Meter Registration Service (SMRS) CfD Generators MPAN has to be associated with an Additional BMU (A.BMU) to allow Metered Volumes for an individual CfD Generator to be extracted from the Suppliers Base BMU. This process is not discussed in this guidance; for more information refer to Registration of BM Units for EMR¹¹.

⁸ The generator can have their appointed DC submit the data to EMRS if this has been agreed with LCCC

⁹ <https://bscdocs.elexon.co.uk/bsc-procedures>

¹⁰ <https://emrsettlement.co.uk/publications/working-practices/>

¹¹ <https://bscdocs.elexon.co.uk/guidance-notes>

WP195 – Capacity Market and CfD Metered Data

A.BMU Metering pathways will submit Metered Volumes as per the BSC processes and will not be discussed in this guidance. For more information refer to BSCP01 - Overview of Trading Arrangements¹² and how they relate to EMR Settlement in WP1 - Overview of EMR Settlement¹³.

As with BMUs, the SAA has been configured to output the metered volumes for all Additional BMUs into a file that is sent via SFTP to EMRS. The EMRS system will pick out the relevant Metered Volumes for the Additional BMUs participating in CfD. The half-hourly data will be in MWh (three decimal places) and in clock time.

2.4 HHDA Metering Pathway

For SMRS registered sites in CM only, the Capacity Provider can use a HHDA to submit Metered Volumes to EMRS. The process is defined in BSCP503¹² - Half-hourly Data Aggregation for SVA Metering Systems Registered in SMRS.

In a SMRS registered site the Capacity Market Unit (CMU) can use the existing Half-hourly Meter used for settlement, as long as this only comprises assets related to the CMU, to determine the Metered Volumes for the CMU.

The Capacity Provider must inform their appointed Supplier that they require their metered volumes to be used in the Capacity Market. This supplier will inform the appointed HHDA to provide Metered Volumes to EMRS. See Appendix 10 (section 6.10) for the D0357 Set Up email template that Capacity Providers can use when contacting Suppliers.

The Metered Volumes will be downloaded by the appointed HHDC who will pass them on to the appointed HHDA. The HHDA will submit the metered volumes to EMRS.

This process will use four data flows in the Data Transfer Catalogue (DTC) to achieve this. These data flows are:

- D0354 – Supplier notification to HHDA of Metering Systems to be reported in relation to the Capacity Market (To be used for both initial notification and for updates, including end-dating the instruction);
- D0355 – HHDA uses to notify a Supplier that their Capacity Market Reporting Notification has been accepted, including verification of the notification,
- D0356 – HHDA uses to notify a Supplier that their Capacity Market Reporting Notification has been rejected, giving the reason for rejection; and
- D0357 – HHDA uses to send half-hourly metered data for use by the CM SSP (EMRS) in calculating CM data.

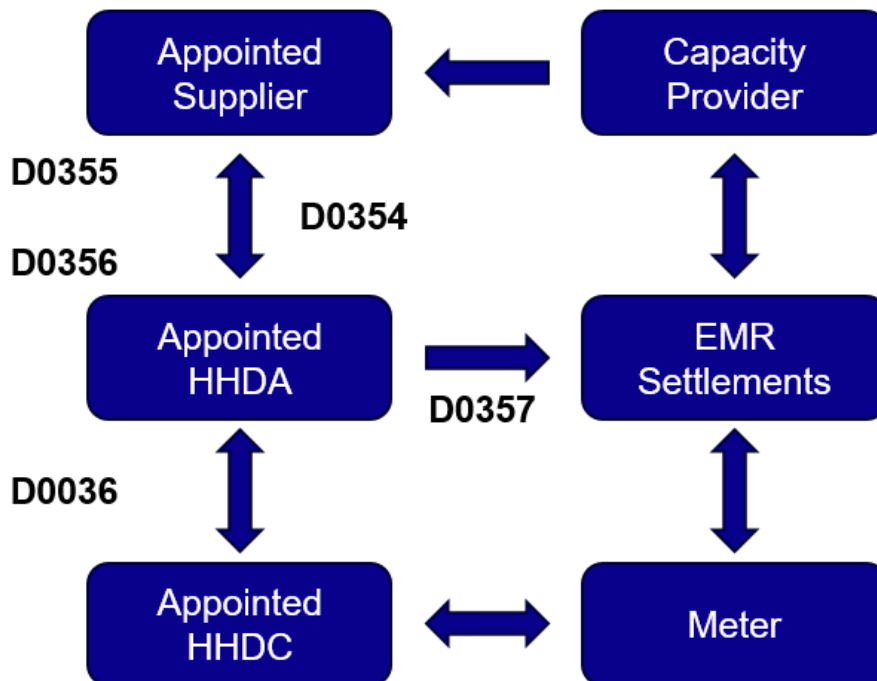


Figure 1: Data flows created to enable HHDA Metering Pathway.

¹² <https://www.elexon.co.uk/bsc-related-documents/related-documents/bscps/>

¹³ <https://emrsettlement.co.uk/publications/working-practices/>

WP195 – Capacity Market and CfD Metered Data

The half-hourly data sent by the HHDA will be in kWh (one decimal place) and in clock time.

If a Capacity Provider is Aggregating CMUs, the HHDA will send the D0357 flow for each component in the CMU and the EMR Settlement system will perform the aggregation.

2.5 DC Metering Pathway

An existing Balancing Services Capacity Provider (if they are using a Half-hourly Meter), a Capacity Provider using a Bespoke Metering Configuration Solution and a CfD Generator operating on a Private Network can submit metered volumes by using a DC.

The DC can download the Metered Volumes and perform a main and check comparison of the half-hourly data.¹⁴ Only the main Meter data should be provided to EMRS using a CSV defined file format ([Appendix 2](#)) uploaded via SFTP. The requirements of the CSV file are defined in [Appendix 1](#). In CfD the CfD Generator has to have prior agreement with the LCCC for the DC to submit data directly. This should be done through the contract manager at LCCC.

If the main Meter data is incorrect due to a fault the check Meter data will be submitted to EMRS. The DC shall inform the Capacity Provider/CfD Generator of the fault, and it is the responsibility of the Capacity Provider/CfD Generator to inform ESC/LCCC of the metering fault.

The half-hourly data sent by the DC will be in kWh (one decimal place) and in clock time. The method to deal with clock change days is described in [Appendix 1](#) and an example is provided in [Appendix 7](#) Clock Change.

An existing Balancing Services Capacity Provider (if they are not using a Half-hourly Meter) can use their own data collection system (In station) to collect information from the Metering System and convert it into the required Settlement Period CSV format for submission to EMRS. This has to be an automated process to comply with this metering pathway.

Refer to Appendices 3 to 7 for examples using the CSV file.

2.6 Self-Submission Metering Pathway

An existing Balancing Services Capacity Provider, a Capacity Provider using a Bespoke Metering Configuration Solution and a CfD Generator operating on a Private Network can submit Metered Volumes via:

- self-submission (which can include a manual process), or
- the ESC Head End system (HES), which collects, validates and submits metered data on behalf of self-submitting Capacity Providers.

When a Capacity Provider is opted-in to use the HES, all failure notifications and communications are managed directly with the Capacity Provider by ESC, who then forwards the validated data to EMRS¹⁵.

When a Capacity Provider is not opted-in to use the HES, the process below should be followed.

The Capacity Provider / CfD Generator can download the Metered Volumes and perform a main and check comparison of the half-hourly data¹⁶. Only the main Meter data should be provided to EMRS using a CSV defined file format ([Appendix 2](#)) uploaded via SFTP. The requirements of the CSV file are defined in [Appendix 1](#).

Capacity Providers who self-submit will receive a notification confirming EMR have received their Metered Data as well as either a 'Successful' or 'Unsuccessful' notification for the loading of their Metered Data.

If the main Meter data is incorrect due to a fault the check Meter data will be submitted to EMRS. It is the responsibility of the Capacity Provider/CfD Generator to inform ESC/LCCC of the metering fault.

The half-hourly data sent by the Capacity Provider/CfD Generator will be in kWh (one decimal place) and in clock time. The method to deal with clock change days is described in [Appendix 1](#) and an example is provided in [Appendix 7](#) [Clock Change](#).

¹⁴ The main and check data comparison is not applicable where a Capacity Provider is not using a Half-hourly Meter (existing Balancing Services) or is Aggregating sites with a demand less than 1MW and does not require a check Meter.

¹⁵ Capacity Providers wishing to opt-in in to use the HES can contact ESC at info@electricitysettlementscompany.uk to receive more information.

¹⁶ The main and check data comparison is not applicable where a Capacity Provider is not using a Half-hourly Meter (existing Balancing Services) or is Aggregating sites with a demand less than 1MW and does not require a check Meter.

WP195 – Capacity Market and CfD Metered Data

Refer to [Appendices 3 to 7](#) for examples using the CSV file.

Table 3 gives an overview of the frequency of EMR data submission for CM and CfD required for EMR Settlement:

Table 3: Frequency of EMR Data Submission.

Type	Metering Pathway	Capacity Market	Contracts for Difference
CMRS	BMU	In accordance with SAA timetable	In accordance with SAA timetable
SMRS	Additional BMU	N/A	In accordance with SAA timetable
SMRS	HHDA	In accordance with SAA timetable	N/A
Existing Balancing Services	DC	At least weekly	N/A
	Self-Submission	At least weekly	N/A
Private Network / Bespoke	DC	At least weekly	14:00 on the fifth Working Day following relevant Settlement Day ¹⁷
	Self-Submission	At least weekly	14:00 on the fifth Working Day following relevant Settlement Day ¹⁷

For CfD Generators and Capacity Providers not using BSC process for submission of Metered Volumes, section 4.1.6 and 4.2.6 specifies the frequency of data submission.

2.7 CM data submission

Metered volumes are primarily used if a System Stress Event occurs during a Capacity Market Warning. They are also used for DSR reports, Baseline Demand calculations, monitoring or if requested by ESC. The latter could be for test purposes, for example demonstrating satisfactory performance. This data must be submitted to EMRS no later than 9 Working Days after the end of the month in which the relevant Settlement Period occurs.

However, **EMRS strongly advises and requests that data is submitted at least weekly and ideally daily**. This approach is advised so that the process of sending metered data becomes an embedded process ensuring that the data is available for settlement calculations, monitoring and allows some time to rectify any issues, for example if the submission is not compliant with the CSV format or there is missing data.

Meter volumes are used to carry out settlement calculations after a Stress Event. These calculations only happen once and use the best data we have available at the time. This means if inaccurate, estimated or no data has been submitted then this is what will be used in the settlement calculations. Where no metered data has been submitted, the worst presumed position is used in the calculations.

If metered data required is missing then you will be considered to be in Data Default where your payments, such as monthly Capacity Payments, will be suspended until you provide the missing data. Providing the missing data will bring you out of data default and your payments will resume, but it will not rectify settlement calculations already carried out.

¹⁷ The CfD Generator has to have prior agreement with the LCCC for the DC to submit data directly to EMRS. This should be done through the contract manager at LCCC. The submission deadline given here allows some time to resolve any incidents with the submission. The contractual deadline is 14.00 on the sixth Working Day following relevant Settlement Day

WP195 – Capacity Market and CfD Metered Data

The Capacity Provider is responsible for arranging the submission of data. You **should look to provide metered data from the first day of the relevant Delivery Year. However, if you have Demand Side Response (DSR) or Storage CMUs you should submit data from at least six weeks prior to the start of the Delivery Year.** This is to provide data for DSR and Storage Baseline calculations and monitoring checks¹⁸.

Additionally, if you have DSR CMU(s) you may need to obtain a DSR Test Certificate¹⁹ from the CM Delivery Body. This requires relevant Capacity Providers to provide six weeks' worth of metered data to EMRS, typically by the end of August. More details on obtaining a DSR Test Certificate can be found on the CM Delivery Body website²⁰.

The CM Rules ask:

For a Generating CMU it is only Relevant Settlement Periods in which a System Stress Event has occurred during a Capacity Market Warning that are required to be submitted.

For a DSR CMU it is:

- Each relevant Settlement Period,
- Each Settlement Period which is used for baselining or capability testing, and the Settlement Period immediately before and immediately after each such Settlement Period or which is used for de-rating; and
- Such other Settlement Periods as ESC may request.

For a Generating Unit that constitutes a storage facility it is:

- Each relevant Settlement Period,
- Each Settlement Period which is used for baselining or capability testing, and the Settlement Period immediately before and immediately after each such Settlement Period or which is used for de-rating; and
- Such other Settlement Periods as ESC may request.

However, you must submit metered volumes on a Settlement Day Basis i.e. any file submitted must be for a complete Settlement Day and not just Settlement Periods within a Settlement Day.

This process is illustrated in Figure 2.

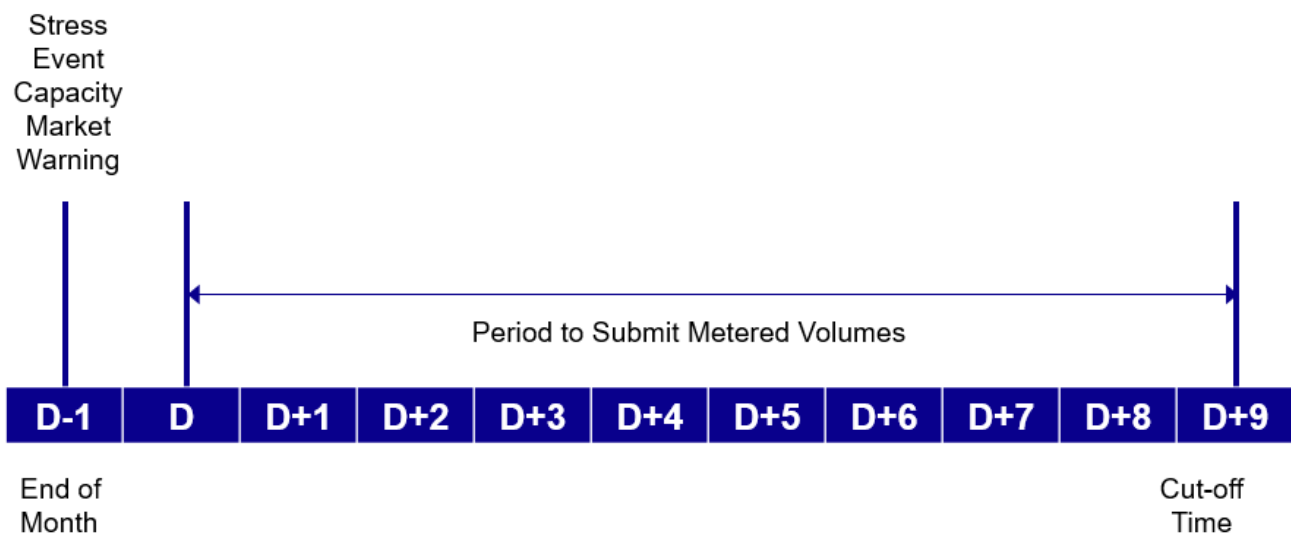


Figure 2: Capacity Provider metered volumes submission timeline

2.7.1 Metered Data Report

Each day the metered data report is produced with the latest settlement data for the current delivery year and the three months prior to that. This report is available for download on My EMRS²¹ and is updated daily with the most recent data for the Capacity Provider.

The metered data for each settlement date will be:

¹⁸ See the Capacity Market Rules Schedule 2 Section 3 for Baseline Calculations and Section 4 for monitoring

¹⁹ See the Capacity Market Rules Section 13.2

²⁰ <https://www.emrdeliverybody.com/cm/home.aspx>

²¹ <https://my.emrsettlement.co.uk/> and <https://www.emrsettlement.co.uk/stakeholder-support/about-my-emrs/>

WP195 – Capacity Market and CfD Metered Data

- The latest settlement run available (between II and RF) for that settlement date; or:
- The most recently received data where the data has been provided via self-submission.
- At a metered entity level, per component per CMU owned by the Capacity Provider based on their metering configurations for the Delivery Year.

Where there are blanks in the report this indicates missing or self-submitted data (This includes bespoke metering pathway). Full specification of the metered data report can be found in Appendix 9.

N.B Interconnector metered data will only be published following the occurrence of a Stress Event and will be populated using Scheduled Transfer Volume.

Depending upon the number of CMUs and meter configurations under a Capacity Provider the file may be quite sizeable. Whilst the file is zipped to reduce the size it could still be tens of megabytes. Downloading via My EMRS is therefore more practical than trying to obtain via email.

Issues with Self Submitted data downloaded from the EMRS Portal

- If self submitted data is not appearing as expected it is important to confirm that the data submitted conforms to the specification and rules as outlined in this working practise - Appendices 1-7. If it is found that the data submitted does not conform to the specifications then it will need to be amended and resubmitted.
- Where the data does appear to be correct it will be necessary to query this by emailing contact@emrsettlement.co.uk. Providing the file name of the data in question will help with resolution time for the query.

2.8 CfD data submission

The CfD Generator is responsible for submitting data to EMRS. For a CfD Generator operating on a Private Network data will be submitted by the CfD Generator in the previously described CSV format.

The provision of metered volumes to EMRS has to be completed by the Metered Output Cut-Off Time; where the Metered Output Cut-Off Time means, in relation to each Billing Period, 14:00 on the sixth Working Day following such Billing Period. In this instance the Billing Period is equivalent to a Settlement Day; means the period from 00:00 hours to 24:00 hours on each day.

However, **EMRS strongly advises and requests that data is submitted by 14.00 on the fifth Working Day.** This aligns the submission timeline to the BSC and allows some time to rectify any issues, for example if the submission is not compliant with the CSV format or there is missing data.

If the metered volumes have not been received by the Metered Output Cut-Off Time, the estimation process will be used. This technique varies depending on the circumstances of the CfD Generator, e.g. Baseload or Intermittent and whether it is subject to the BSC or the Private Network Agreement. This process will be conducted by EMRS as per the rules in the relevant CfD Agreement.

This process is illustrated in Figure 3.

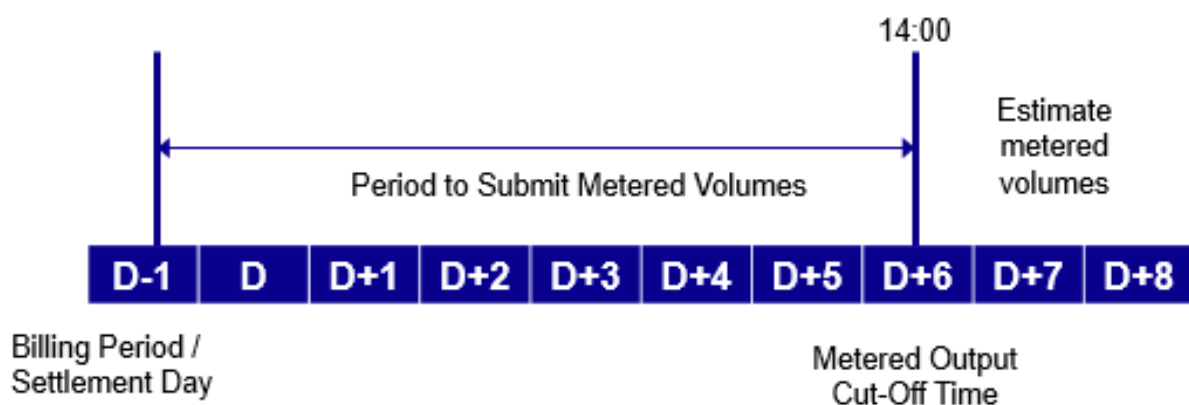


Figure 3: CfD Generator metered volumes Submission Timeline.

WP195 – Capacity Market and CfD Metered Data

If metered volumes are subsequently made available to EMRS for estimated periods, the recalculation process will be conducted by EMRS as per the rules in the relevant CfD Agreement.

The reference to the conditions is the same whether the CfD Agreement is the standard terms and conditions or the Private Network Agreement. However, the method of estimation and recalculation differs in the two Agreements.

Apportioned Metering

If your site is an Offshore Wind site built in multiple phases, it must meet the requirements of either a Single Metering or Apportioned Metering Phasing Agreement. The net Metered Volume is recorded for the whole project (i.e. all phases) and is achieved through a single central metering point. The total Metered Volume from the central point is then apportioned to each individual phase based on the sum of the Turbine Installed Capacity of the Active Turbines of that phase.

The CfD Generator must submit the Scheme Name to the EMRS Metering team, to enable the Aggregation Rule to be created for each phase of the project. The CfD Generator must then complete the Settlement Required Information check with EMRS. Once the check has been completed an SFTP account will be set up for you by EMRS.

The CfD Generator must submit an encrypted Apportioned Metering Data Interface File in the format specified in [Appendix 8](#) via SFTP to EMRS daily from the Generator's Confirmed Start Date. The file related to the Settlement Date must be submitted no later than one working day after the Settlement Date. This is stated in *10.1 CfD (Phase 1) (Apportioned) Agreement*.

3. Interface and Timetable Information

Metering pathways that are BMU, A.BMU and HHDA will submit Metered Volumes as per the BSC processes and will not be discussed in this Working Practice. For more information refer to BSCP01 - Overview of Trading Arrangements, BSCP503 - Half-hourly Data Aggregation for SVA Metering Systems Registered in SMRS²² and how they relate to EMR Settlement in [WP1 - Overview of EMR Settlement](#).

This working practice will focus on self-submission by the CfD Generator and the Capacity Provider; or their appointed data collector.

3.1 Self-Submission by a CfD Generator

The process is for self-submission of Metered Volumes by the CfD Generator, or their appointed Data Collector. Both parties will be referred to as Generator in the process.

Ref	Condition	When	Action	From	To	Input Information Required	Method
3.1.1		As soon as reasonably practicable after a Settlement Day and by 4 WD after the Settlement Day	Collect Metered Volume from all meters related to the Facility Metering Equipment	Generator		Meter Technical Details (“Key Meter Details”)	Internal Process
3.1.2		Same WD as 3.1.1	Perform Main / Check Metered Volume Comparison Check and check for metering alarms. If passed and no alarms continue to 3.1.5 If failed continue to 3.1.3 If any alarms continue to 3.1.3	Generator		Metered Volumes	Internal Process
3.1.3	Private Network 31.5	Following 3.1.2 and same WD as 3.1.1	Report fault to LCCC & EMRS	Generator	LCCC EMRS	Nature of fault, date and time it occurred and any impact of the fault on previously submitted Metered Volumes	Email

²² <https://bscdocs.elexon.co.uk/bsc-procedures>

WP195 – Capacity Market and CfD Metered Data

Ref	Condition	When	Action	From	To	Input Information Required	Method
3.1.4		Following 3.1.2 and same WD as 3.1.1	Create CSV file for Metered Volumes (use Metered Volumes of Main Meter or if there is an issue with the Main Meter use the Check Meter Metered Volumes)	Generator		Metered Volumes (CSV format requirements in Appendix 1 & 2)	Internal Process
3.1.5		Following 3.1.4 and within 1 WD and by 14.00 on 5 th WD or no later than 14:00 on the 6 th WD after the Settlement Day (“Metered Output Cut-Off Time”)	Submit Metered Volumes CSV file	Generator	EMRS	CSV file - Metered Volumes	SFTP
3.1.6		Following 3.1.5	Load Metered Volumes END PROCESS	EMRS		CSV file - Metered Volumes	Internal Process

3.2 Self-Submission by a Capacity Vendor

3.2.1 This process is for self-submission of Metered Volumes by a Capacity Provider who is not opted-in to the ESC Head End System (HES), or their appointed Data Collector. Both parties will be referred to as Capacity Provider in the process.

Ref	Rule or Regulation	When	Action	From	To	Input Information Required	Method
	Rule 14.5.1 & 14.5.2	Weekly or ad-hoc when missing data identified	Request to Capacity Provider to submit missing data	EMRS	Capacity Providers		Email/Telephone Call
3.2.1		At least weekly	Collect Metered Volume from all meters related to the CMU Components	Capacity Provider		Meter Technical Details (“Key Meter Details”)	Internal Process
3.2.2		Same WD as 3.2.1	Where applicable; Perform Main / Check Metered Volume Comparison Check and check for metering alarms If passed and no alarms continue to 3.2.5 If failed continue to 3.2.3 If any alarms continue to 3.2.3	DC		Metered Volumes	Internal Process
3.2.3		Following 3.2.2 and same WD as 3.2.1	Report fault to ESC & EMRS	Capacity Provider	ESC EMRS	Nature of fault, date and time it occurred and any impact of the fault on previously submitted Metered Volumes	Email
3.2.4		Following 3.2.2 and same WD as 3.2.1	Create CSV file for Metered Volumes (use Metered Volumes of Main Meter or if there is an issue with the Main Meter use the Check Meter Metered Volumes)	Capacity Provider		Metered Volumes (CSV format requirements in Appendix 1 & 2)	Internal Process

WP195 – Capacity Market and CfD Metered Data

Ref	Rule or Regulation	When	Action	From	To	Input Information Required	Method
3.2.5	Rule 14.5.5	Following 3.2.4 and by 9 WD after the end of month Stress Event Occur.	Submit Metered Volumes CSV file	Capacity Provider	EMRS ESC	CSV file - Metered Volumes	SFTP
3.2.6		Same WD as 3.2.1	Send Metered Data receipt notification to confirm EMRS have received the Metered Data	EMRS	Capacity Provider		SFTP or/and Email
3.2.7		Same WD as 3.2.1	Send successful or unsuccessful receipt notification to confirm if the Capacity Providers Metered Data loaded correctly	EMRS	Capacity Provider		SFTP or/and Email
3.2.8		Same WD as 3.2.1	If a Capacity Provider receives a Notification to say their Metered Data has not loaded successfully then they should check the submitted data is in the correct format (please see Appendix 6). If further assistance is required, please contact the EMRS Service Desk at contact@emrsettlement.co.uk END PROCESS	Capacity Provider	EMRS		Email
3.2.9		Ad-hoc – following 3.2.5	Download Metered data Report	My EMRS	Capacity Provider	Following latest data refresh on the portal, which happens daily	My EMRS

WP195 – Capacity Market and CfD Metered Data

Ref	Rule or Regulation	When	Action	From	To	Input Information Required	Method
3.2.10		3.2.6	Querying data download - <i>only if any data is missing</i>	Capacity Provider	EMRS Service desk	Capacity Provider to advise of SFTP filename	Email

3.2.2 This process is for self-submission of Metered Volumes by a Capacity Provider who is opted-in to the ESC Head End System (HES).

Capacity Providers who are opted-in to the HES will have their data submitted on their behalf by ESC. The HES is a bespoke data collection and aggregation system which allows for scheduled and automatic provision of formatted data to EMRS, reducing workload and potential errors.

To initiate the setup process, a REST API is integrated into your existing operational systems. This allows for data retrieval as information is automatically uploaded via the API where the HES can then download, process and submit to EMRS on your behalf. Alternatively, a DLMS protocol can be implemented direct to meter.

4. Contact Information

If you would like any additional information or support with My EMRS, please email contact@emrsettlement.co.uk or call us on 020 7380 4333.

If you are a Capacity Provider on the Self-Submission Metering Pathway and require further information regarding the ESC Head End System (HES), please email ESC at info@electricitysettlementscompany.uk or telephone 0208 187 9308.

5. Acronyms and Definitions

A list of acronyms and definitions can be found in the Glossary²³ on the EMRS website.

²³ <https://www.emrsettlement.co.uk/glossary/>

6. Appendices

6.1 Appendix 1 – CSV File Requirements

The defined format for the Self-Submission Metering Pathway CSV file may be found in [Appendix 2](#). Refer to Appendices 3 to 7 for examples of the CSV file.

Metered Volumes must be sent for each Settlement Day in the same file, and each file can contain more than one Settlement Day. For example, if the downloads are not taken at weekends and three days are submitted on a Monday.

Where Metered Volume data is from multiple meters this can be submitted on one CSV file.

The format of the CSV file must use piped delimiters rather than commas to be accepted by the EMR settlement system. If the CSV file is to be created using MS Excel, the default list separator in Windows will have to be changed using the method described below:

- i Go to Control Panel,
- ii Select Region and Language,
- iii Select Additional Settings,
- iv Change the comma (,) to a pipe (|) character in List Separator box; and
- v Press Apply and then ok.

When the file is generated in Excel, it should be saved as type CSV (comma delimited). Open the newly created file with Notepad or WordPad (right click on file and select open with either program). On the last line (END|###|) remove the unnecessary pipes at the end of the line and save the file, ensuring that the encoding is either ASCII or UTF-8.

There are two options for the submission of Metered Volumes using this CSV format:

- i Net Active Energy – for each Settlement Period the Net Active Energy is calculated by subtracting Active Import from the Active Export; and
- ii Active Import & Active Export – separate data for Active Import and Active Export Energy. EMRS will combine the data and convert to Net Active Energy.

The method of data submission must be provided to EMRS (this will include whether the file is Net Active Energy or Active Import & Active Export) so that the file information (e.g. meter serial numbers) can be linked to the correct CfD Generator / Capacity Provider and the associated Aggregation Rule.

This will be provided as part of WP197 - the CfD Settlement Required Information process and G23 - EMR Metering Systems – Site Testing Selection Process. During this process the CSV filename and Metered Entity Identifier will be agreed with EMRS. A procedure must be in place to create the CSV file and submit it.²⁴

If the Active Energy has been aggregated in the CSV file, the convention is that an Export value is positive (+ve) and an Import value is negative (-ve). The formula is Active Export (AE) minus Active Import (AI), so in a Settlement Period where the prevailing load direction switches from Import to Export and AI is 27.5 kWh and AE is 398.2 kWh the net value would be $398.2 - 27.5 = 370.7$ kWh.

If the Active Energy has not been aggregated and there is a separate CSV file for AI and AE, the same convention as in aggregation must be followed. This is to allow AI to be identified by a negative (-ve) and AE as a positive (+ve). The aggregation rule to get net Active Energy (AE + AI), where AI is a negative number, will give the correct result.

So, if the AI was 27.5 kWh for a Settlement Period this would be reported as -27.5 in the CSV file. If there is AE in the same Settlement Period due to the prevailing load direction reversing and this was 398.2 kWh it would be reported as 398.2 kWh in the CSV file. The EMR Settlement System would then apply the aggregation rule to get net Active Energy.

So, in this instance Net Active Energy is $(AE + AI) = (398.2 + (-27.5)) = 370.7$ kWh.

The Half-hourly data sent by the Capacity Provider or CfD Generator will be in kWh (one decimal place) and in clock time.

²⁴ <https://emrsettlement.co.uk/publications/working-practices/>

WP195 – Capacity Market and CfD Metered Data

6.1.1 Filename

The naming convention for the CSV filename and the Metered Entity Identifier within it has to be unique for each Meter associated with each CfD Generator or CMU. This will have been agreed with EMRS prior to Metered Volume data being submitted, see format in Table 4.

Table 4: Naming Convention.

Filename		Metered Entity Identifier	
Part 1	Part 2	Part 1	Part 2
CMU / CfD Sender Identifier (and if applicable for multiple components being submitted the Metered Entity Identifier as well)	Date of Submission	Metered Component Identifier (Meter Serial Number or CMU Component ID)	Data Format (e.g. AI, AE, Net)

The filename will consist of the identity of the sender and the date on which it has been submitted. For example, if the sender was John Smith Wind Energy Ltd and the sender ID agreed with EMRS was JSWEL; and the date of submission was 5 April 2015; the filename for that data would be JSWEL_05_04_2015.CSV.

One CSV file can contain both the AI and AE Metered Volume for a day; this would only have one file header. The CSV file can contain multiple days of data but again would only have one file header.

To identify the Metered Volumes within the CSV file the Metered Entity Identifier should be a unique character set. The CfD ID or CMU ID cannot be used in isolation as the unique identifier as this would not be unique as there may be multiple meters used by that CfD Generator or CMU to derive Metered Volume. The Meter serial number or CMU Component ID will be used as the unique reference in the Metered Entity Identifier.

Any Metered Entity Identifier chosen will also have to indicate whether the file of Metered Volume is net, AI or AE.

An example of the Metered Entity Identifier could be:

XY14Z12345NET00000 where XY14Z12345 is the serial number of the meter that the Metered Volumes are from, and NET signify that the Metered Volu net Active Energy. mes are net Active Energy.

For existing Balancing Services CMUs where there is no physical Half-hourly Meter the Metered Entity Identifier would have to refer to the CMU Component that the Metered Volume is from. An example of the Metered Entity Identifier could be:

XYZ1234567NET where XYZ1234567 is the reference number to identify the CMU Component that the Metered Volumes are from, and NET signify that the Metered Volumes are net Active Energy.

6.1.2 Clock Change

Although the Meter is set to UTC (GMT) the data must be submitted in local clock time (i.e. BST/GMT). On a day where there is a clock change there will not be 48 periods submitted for that day.

When the clocks go forward an hour on the last Sunday in March the time will switch from GMT to BST at 01:00 GMT. There are only 46 Settlement Periods on this day. It will begin as normal at 00:00 (GMT) and 00:30 (GMT) respectively. At 01:00 (GMT), the clocks will change to BST so instead of Settlement Period three beginning at 01:00 (GMT), it will begin at 02:00 (BST). Settlement Period four will begin at 02:30 (BST) and so on until Settlement Period 46 begins at 23:30 (BST).

When the clocks go back an hour on the last Sunday in October the time will switch from BST to GMT at 01:00 GMT. There are 50 Settlement Periods on this day. It will begin as normal at 00.00 (BST), 00.30 (BST), 01.00 (BST) and 01.30 (BST) respectively. At 02.00 (BST), the clocks will change to GMT so instead of Settlement Period five beginning at 02.00 (BST), Settlement Period five will begin at 01.00 (GMT). Settlement Period six will begin at 01.30 (GMT) and so on until Settlement Period 50 begins at 23.30 (GMT).

6.1.3 Main/Check Comparison

This test is only applicable to a Metering System that has a Main and Check Meter installed. The method of comparing the Main and Check Metered Volumes is to calculate the percentage difference for a half hour period and check it is less than 1.5 times the accuracy requirements of that prescribed for the individual Meters at full load.

For the Main and Check Metered Volume comparison check to be passed the following condition must be true:

$$\% \text{ Difference} \left(\left(\frac{\text{Main kWh} - \text{Check kWh}}{\text{Main kWh}} \right) \times 100 \right) < (1.5 \times \text{Meter Accuracy})$$

The accuracy limit of the Meters at full load and Unity Power factor can be found in the relevant Code of Practice (CoP), CfD Private Network Technical System Requirements or CM Bespoke Technical Requirements. For example, in a CoP3 site the Meter accuracy limit at full load and Unity Power Factor for Active Energy is $\pm 1.0\%$.

So if in a half-hourly period the Main Meter recorded 357.6 kWh and the Check Meter recorded 357.5 kWh on a CoP3 site the formula would be:

$$\% \text{ Difference} \left(\left(\frac{357.6 - 357.5}{357.6} \right) \times 100 \right) < (1.5 \times 1.0)$$

The % difference between the Main and Check Meter data would be 0.03% and this would be less than the maximum permissible difference of 1.5%.

This is done for every half hour period. Allowance shall be made for low load. All comparison test failures shall be investigated by the Capacity Provider or CfD Generator and reported to EMRS.

6.2 Appendix 2 – CSV File Format

The defined format for the Self-Submission Metering Pathway CSV file is the following:

HDR|<File Type>|<Sender (EMR ID)>|Timestamp (YYYYMMDDHHMISS) in UTC

MID|<Meter Identifier Type>|<Metered Entity Identifier>|<Settlement Date>

VAL|<Settlement Period>|<Actual/Estimated Flag>|<kWh energy value> Period 1

VAL|<Settlement Period>|<Actual/Estimated Flag>|<kWh energy value> Period 2

VAL|<Settlement Period>|<Actual/Estimated Flag>|<kWh energy value> Period 48

END|<Number of lines>

NOTE: There must be an additional carriage return at the bottom of the file (i.e. after END|<Number of lines>) to allow the file to be loaded.

Where,

HDR – File header (one record per file)

MID – Meter Identifier (one record per day and one-meter identifier)

VAL – Half hour values (48 per day)

END – End file record with number of lines included

Meter Identifier Type – MSID

Metered Entity Identifier – Up to 18 characters

6.3 Appendix 3 – CSV File Example

WP195 – Capacity Market and CfD Metered Data

In this example, the site is a CfD Generator operating on a Private Network that is intermittent (e.g. a wind farm). The sender EMR ID is ABCD1234, the Meter Identifier Type is MSID and the Metered Entity Identifier is either XY14Z12345NET00000 or XY14Z12345AE00000 and XY14Z12345AI00000 depending on the submission method.

All the data is actual data and is tagged as 'A'. If any of the data was estimated the applicable Settlement Periods would be tagged with an 'E'.

The timestamp when the file was created is 11th December 2014 at 12:15 GMT. The half-hourly data is for the 10th December 2014.

The half-hourly data recorded by the meter for the 10th December 2014 is in the Table 5 below. From Settlement Period 1 to Settlement Period 16 the prevailing direction of the load is Import due to the wind speed being low. In Settlement Period 17 the wind speed increases to change the prevailing load direction from Import to Export, in this period there is Active Import and Active Export recorded.

The wind speed remains high enough for the prevailing load to be Export until Settlement Period 30. During Settlement Period 31 the wind speed decreases to change the prevailing load direction from Export to Import, in this period there is Active Import and Active Export recorded.

From Settlement Period 32 to Settlement Period 40 the prevailing direction of the load is Import due to the wind speed being low. In Settlement Period 41 the wind speed increases to change the prevailing load direction from Import to Export, in this period there is Active Import and Active Export recorded.

The wind speed remains high enough for the prevailing load to be Export until Settlement Period 48, the end of the day.

Table 5: Example half-hourly meter data.

Settlement Period	Active Import (kWh)	Active Export (kWh)	Net Active Energy (AE – AI) (kWh)
1	26.4	0.0	-26.4
2	25.9	0.0	-25.9
3	26.2	0.0	-26.2
4	26.1	0.0	-26.1
5	26.3	0.0	-26.3
6	25.9	0.0	-25.9
7	25.8	0.0	-25.8
8	26.0	0.0	-26.0
9	26.3	0.0	-26.3
10	26.2	0.0	-26.2
11	26.5	0.0	-26.5
12	26.1	0.0	-26.1

WP195 – Capacity Market and CfD Metered Data

Settlement Period	Active Import (kWh)	Active Export (kWh)	Net Active Energy (AE – AI) (kWh)
13	26.2	0.0	-26.2
14	25.7	0.0	-25.7
15	25.8	0.0	-25.8
16	26.1	0.0	-26.1
17	6.7	97.6	90.9
18	0.0	120.4	120.4
19	0.0	150.6	150.6
20	0.0	200.3	200.3
21	0.0	276.4	276.4
22	0.0	350.8	350.8
23	0.0	320.6	320.6
24	0.0	300.4	300.4
25	0.0	310.5	310.5
26	0.0	281.2	281.2
27	0.0	243.1	243.1
28	0.0	169.7	169.7
29	0.0	100.9	100.9
30	0.0	87.7	87.7
31	9.4	43.3	33.9
32	24.9	0.0	-24.9
33	25.1	0.0	-25.1
34	26.2	0.0	-26.2

WP195 – Capacity Market and CfD Metered Data

Settlement Period	Active Import (kWh)	Active Export (kWh)	Net Active Energy (AE – AI) (kWh)
35	25.7	0.0	-25.7
36	25.9	0.0	-25.9
37	26.0	0.0	-26.0
38	26.3	0.0	-26.3
39	25.8	0.0	-25.8
40	25.7	0.0	-25.7
41	13.2	57.6	44.4
42	0.0	85.4	85.4
43	0.0	198.7	198.7
44	0.0	312.9	312.9
45	0.0	400.8	400.8
46	0.0	390.2	390.2
47	0.0	410.8	410.8
48	0.0	427.5	427.5

6.4 Appendix 4 – Net Active Energy

From the metered data in the Table 5 the Net Active Energy can be calculated for each Settlement Period by subtracting the Active Import from the Active Export. Where the convention is that net Import is negative and net export is positive. The data is in kWh to one decimal place.

HDR|STEP001|ABCD1234|20141211121500

MID|MSID|XY14Z12345NET00000|20141210

VAL|1|A|-26.4

VAL|2|A|-25.9

VAL|3|A|-26.2

VAL|4|A|-26.1

VAL|5|A|-26.3

VAL|6|A|-25.9

VAL|7|A|-25.8

WP195 – Capacity Market and CfD Metered Data

VAL|8|A|-26.0
VAL|9|A|-26.3
VAL|10|A|-26.2
VAL|11|A|-26.5
VAL|12|A|-26.1
VAL|13|A|-26.2
VAL|14|A|-25.7
VAL|15|A|-25.8
VAL|16|A|-26.1
VAL|17|A|90.9
VAL|18|A|120.4
VAL|19|A|150.6
VAL|20|A|200.3
VAL|21|A|276.4
VAL|22|A|350.8
VAL|23|A|320.6
VAL|24|A|300.4
VAL|25|A|310.5
VAL|26|A|281.2
VAL|27|A|243.1
VAL|28|A|169.7
VAL|29|A|100.9
VAL|30|A|87.7
VAL|31|A|33.9
VAL|32|A|-24.9
VAL|33|A|-25.1
VAL|34|A|-26.2
VAL|35|A|-25.7
VAL|36|A|-25.9
VAL|37|A|-26.0
VAL|38|A|-26.3
VAL|39|A|-25.8
VAL|40|A|-25.7
VAL|41|A|44.4
VAL|42|A|85.4
VAL|43|A|198.7
VAL|44|A|312.9
VAL|45|A|400.8
VAL|46|A|390.2

WP195 – Capacity Market and CfD Metered Data

VAL|47|A|410.8

VAL|48|A|427.5

END|51

6.5 Appendix 5 – Separate Active Import & Active Export

From the metered data in the Table 5 the CSV file can be populated for Active Import and Active Export. This is an example of a combined file for AE and AI data. The data is in kWh to one decimal place.

HDR|STEP001|ABCD1234|20141211121500

MID|MSID|XY14Z12345AE000000|20141210

VAL|1|A|0.0

VAL|2|A|0.0

VAL|3|A|0.0

VAL|4|A|0.0

VAL|5|A|0.0

VAL|6|A|0.0

VAL|7|A|0.0

VAL|8|A|0.0

VAL|9|A|0.0

VAL|10|A|0.0

VAL|11|A|0.0

VAL|12|A|0.0

VAL|13|A|0.0

VAL|14|A|0.0

VAL|15|A|0.0

VAL|16|A|0.0

VAL|17|A|97.6

VAL|18|A|120.4

VAL|19|A|150.6

VAL|20|A|200.3

VAL|21|A|276.4

VAL|22|A|350.8

VAL|23|A|320.6

VAL|24|A|300.4

VAL|25|A|310.5

VAL|26|A|281.2

VAL|27|A|243.1

VAL|28|A|169.7

VAL|29|A|100.9

VAL|30|A|87.7

WP195 – Capacity Market and CfD Metered Data

VAL|31|A|43.3

VAL|32|A|0.0

VAL|33|A|0.0

VAL|34|A|0.0

VAL|35|A|0.0

VAL|36|A|0.0

VAL|37|A|0.0

VAL|38|A|0.0

VAL|39|A|0.0

VAL|40|A|0.0

VAL|41|A|57.6

VAL|42|A|85.4

VAL|43|A|198.7

VAL|44|A|312.9

VAL|45|A|400.8

VAL|46|A|390.2

VAL|47|A|410.8

VAL|48|A|427.5

MID|MSID|XY14Z12345AI000000|20141210

VAL|1|A|-26.4

VAL|2|A|-25.9

VAL|3|A|-26.2

VAL|4|A|-26.1

VAL|5|A|-26.3

VAL|6|A|-25.9

VAL|7|A|-25.8

VAL|8|A|-26.0

VAL|9|A|-26.3

VAL|10|A|-26.2

VAL|11|A|-26.5

VAL|12|A|-26.1

VAL|13|A|-26.2

VAL|14|A|-25.7

VAL|15|A|-25.8

VAL|16|A|-26.1

VAL|17|A|-6.7

VAL|18|A|0.0

VAL|19|A|0.0

VAL|20|A|0.0

WP195 – Capacity Market and CfD Metered Data

VAL|21|A|0.0
VAL|22|A|0.0
VAL|23|A|0.0
VAL|24|A|0.0
VAL|25|A|0.0
VAL|26|A|0.0
VAL|27|A|0.0
VAL|28|A|0.0
VAL|29|A|0.0
VAL|30|A|0.0
VAL|31|A|-9.4
VAL|32|A|-24.9
VAL|33|A|-25.1
VAL|34|A|-26.2
VAL|35|A|-25.7
VAL|36|A|-25.9
VAL|37|A|-26.0
VAL|38|A|-26.3
VAL|39|A|-25.8
VAL|40|A|-25.7
VAL|41|A|-13.2
VAL|42|A|0.0
VAL|43|A|0.0
VAL|44|A|0.0
VAL|45|A|0.0
VAL|46|A|0.0
VAL|47|A|0.0
VAL|48|A|0.0
END|100

6.6 Appendix 6 – Settlement Days combined

The example below demonstrates the convention to be used when sending multiple days' data in one CSV file.

The metered data in Table 5 has been used for the Net Active Energy for both the 9th and 10th December 2014. Where the convention is that net Import is negative and net export is positive. The data is in kWh to one decimal place.

HDR|STEP001|ABCD1234|20141212121500
MID|MSID|XY14Z12345NET00000|20141209
VAL|1|A|-26.4
VAL|2|A|-25.9
VAL|3|A|-26.2

WP195 – Capacity Market and CfD Metered Data

VAL|4|A|-26.1
VAL|5|A|-26.3
VAL|6|A|-25.9
VAL|7|A|-25.8
VAL|8|A|-26.0
VAL|9|A|-26.3
VAL|10|A|-26.2
VAL|11|A|-26.5
VAL|12|A|-26.1
VAL|13|A|-26.2
VAL|14|A|-25.7
VAL|15|A|-25.8
VAL|16|A|-26.1
VAL|17|A|90.9
VAL|18|A|120.4
VAL|19|A|150.6
VAL|20|A|200.3
VAL|21|A|276.4
VAL|22|A|350.8
VAL|23|A|320.6
VAL|24|A|300.4
VAL|25|A|310.5
VAL|26|A|281.2
VAL|27|A|243.1
VAL|28|A|169.7
VAL|29|A|100.9
VAL|30|A|87.7
VAL|31|A|33.9
VAL|32|A|-24.9
VAL|33|A|-25.1
VAL|34|A|-26.2
VAL|35|A|-25.7
VAL|36|A|-25.9
VAL|37|A|-26.0
VAL|38|A|-26.3
VAL|39|A|-25.8
VAL|40|A|-25.7
VAL|41|A|44.4
VAL|42|A|85.4

WP195 – Capacity Market and CfD Metered Data

VAL|43|A|198.7

VAL|44|A|312.9

VAL|45|A|400.8

VAL|46|A|390.2

VAL|47|A|410.8

VAL|48|A|427.5

MID|MSID|XY14Z12345NET00000|20141210

VAL|1|A|-26.4

VAL|2|A|-25.9

VAL|3|A|-26.2

VAL|4|A|-26.1

VAL|5|A|-26.3

VAL|6|A|-25.9

VAL|7|A|-25.8

VAL|8|A|-26.0

VAL|9|A|-26.3

VAL|10|A|-26.2

VAL|11|A|-26.5

VAL|12|A|-26.1

VAL|13|A|-26.2

VAL|14|A|-25.7

VAL|15|A|-25.8

VAL|16|A|-26.1

VAL|17|A|90.9

VAL|18|A|120.4

VAL|19|A|150.6

VAL|20|A|200.3

VAL|21|A|276.4

VAL|22|A|350.8

VAL|23|A|320.6

VAL|24|A|300.4

VAL|25|A|310.5

VAL|26|A|281.2

VAL|27|A|243.1

VAL|28|A|169.7

VAL|29|A|100.9

VAL|30|A|87.7

VAL|31|A|33.9

VAL|32|A|-24.9

WP195 – Capacity Market and CfD Metered Data

VAL|33|A|-25.1
VAL|34|A|-26.2
VAL|35|A|-25.7
VAL|36|A|-25.9
VAL|37|A|-26.0
VAL|38|A|-26.3
VAL|39|A|-25.8
VAL|40|A|-25.7
VAL|41|A|44.4
VAL|42|A|85.4
VAL|43|A|198.7
VAL|44|A|312.9
VAL|45|A|400.8
VAL|46|A|390.2
VAL|47|A|410.8
VAL|48|A|427.5
END|100

6.7 Appendix 7 – Clock Change

The example below demonstrates the convention to be used on a clock change day. When the clocks go forward an hour the Settlement Day will have 46 periods; when the clocks go back an hour the Settlement Day will have 50 periods.

The metered data in the Table 5 has been used for the Net Active Energy for both days, with 2 periods removed on a short day and 2 added on a long day. The 2014 clock change days have been used in the example below; clocks went forward on the 30th March 2014 and the clocks went back on the 26th October 2014. The convention is that net Import is negative and net export is positive. The data is in kWh to one decimal place.

Clocks go forward

HDR|STEP001|ABCD1234|20140331121500
MID|MSID|XY14Z12345NET00000|20140330
VAL|1|A|-26.4
VAL|2|A|-25.9
VAL|3|A|-26.2
VAL|4|A|-26.1
VAL|5|A|-26.3
VAL|6|A|-25.9
VAL|7|A|-25.8
VAL|8|A|-26.0
VAL|9|A|-26.3
VAL|10|A|-26.2
VAL|11|A|-26.5
VAL|12|A|-26.1

WP195 – Capacity Market and CfD Metered Data

VAL|13|A|-26.2

VAL|14|A|-25.7

VAL|15|A|-25.8

VAL|16|A|-26.1

VAL|17|A|90.9

VAL|18|A|120.4

VAL|19|A|150.6

VAL|20|A|200.3

VAL|21|A|276.4

VAL|22|A|350.8

VAL|23|A|320.6

VAL|24|A|300.4

VAL|25|A|310.5

VAL|26|A|281.2

VAL|27|A|243.1

VAL|28|A|169.7

VAL|29|A|100.9

VAL|30|A|87.7

VAL|31|A|33.9

VAL|32|A|-24.9

VAL|33|A|-25.1

VAL|34|A|-26.2

VAL|35|A|-25.7

VAL|36|A|-25.9

VAL|37|A|-26.0

VAL|38|A|-26.3

VAL|39|A|-25.8

VAL|40|A|-25.7

VAL|41|A|44.4

VAL|42|A|85.4

VAL|43|A|198.7

VAL|44|A|312.9

VAL|45|A|400.8

VAL|46|A|390.2

END|49

Clocks go back

HDR|STEP001|ABCD1234|20141027121500

MID|MSID|XY14Z12345NET00000|20141026

VAL|1|A|-26.4

WP195 – Capacity Market and CfD Metered Data

VAL|2|A|-25.9
VAL|3|A|-26.2
VAL|4|A|-26.1
VAL|5|A|-26.3
VAL|6|A|-25.9
VAL|7|A|-25.8
VAL|8|A|-26.0
VAL|9|A|-26.3
VAL|10|A|-26.2
VAL|11|A|-26.5
VAL|12|A|-26.1
VAL|13|A|-26.2
VAL|14|A|-25.7
VAL|15|A|-25.8
VAL|16|A|-26.1
VAL|17|A|90.9
VAL|18|A|120.4
VAL|19|A|150.6
VAL|20|A|200.3
VAL|21|A|276.4
VAL|22|A|350.8
VAL|23|A|320.6
VAL|24|A|300.4
VAL|25|A|310.5
VAL|26|A|281.2
VAL|27|A|243.1
VAL|28|A|169.7
VAL|29|A|100.9
VAL|30|A|87.7
VAL|31|A|33.9
VAL|32|A|-24.9
VAL|33|A|-25.1
VAL|34|A|-26.2
VAL|35|A|-25.7
VAL|36|A|-25.9
VAL|37|A|-26.0
VAL|38|A|-26.3
VAL|39|A|-25.8
VAL|40|A|-25.7

WP195 – Capacity Market and CfD Metered Data

VAL|41|A|44.4
 VAL|42|A|85.4
 VAL|43|A|198.7
 VAL|44|A|312.9
 VAL|45|A|400.8
 VAL|46|A|390.2
 VAL|47|A|410.8
 VAL|48|A|427.5
 VAL|49|A|425.4
 VAL|50|A|405.1
 END|53

6.8 Appendix 8 – Apportioned Metering Data Interface File

The Apportioned Metering Data Interface File should meet the following requirements:

- Be in CSV format without commas and space
- All Phases must be submitted in one file
- Multiple Settlement Dates can be submitted in one file or separately

The file will contain the following information:

- Scheme Name
- CfD ID
- Settlement Date
- Version Number: can only be whole number
- Sum of the Turbine Installed Capacity of each of the Phased Project Active Turbines
- Sum of the Turbine Installed Capacity of each of the Phase Active Turbines

	A	B	C	D	E	F
1	CFD Apportioned Metering					
2	Shared Metering Apportioning Group	CFD_ID	Settlement Date	Version Number	sum of the Turbine Installed Capacity of each of the Phased Project Active Turbines	sum of the Turbine Installed Capacity of each of the Phase Active Turbines
3	EMRGEN	INV_EMR_001	01/04/2019	1	550	150
4	EMRGEN	INV_EMR_002	01/04/2019	1	550	250
5	EMRGEN	INV_EMR_003	01/04/2019	1	550	150
6	<END>					

6.9 Appendix 9 – Metered Data Report

Line Item	Notes
Party ID	Mandatory
Company Name	Mandatory
Capacity Provider ID	Mandatory
CMU ID	Mandatory
CMU Component ID	Mandatory
Meter Entity	Mandatory
Meter Share*	Mandatory
Settlement Date	Mandatory
Settlement Run**	Null Value if missing data or not required e.g. Self-Submission Data
Settlement Period	Mandatory
Actual/Estimate**	Null Value if missing data or not required e.g. BMU

WP195 – Capacity Market and CfD Metered Data

Metered Volume (MWh)**	Null Value if missing data
Line Loss	Null Value if missing data

*If the Metered Entity is an Interconnector, this field will be blank

** If the Metered Entity is an Interconnector, this field will only be populated in the case of a Stress Event

6.10 Appendix 10 - D0357 Setup Email Template

Subject: Request to set up MPAN data flow (D0357)

Dear [Supplier/Contact Name],

I am writing from [Insert company name] position as a participant within the Capacity Market, and owner of [CMU name / Capacity Agreement reference], to request your assistance with establishing the Electricity Market Reform Half-Hourly metered data flow (D0357) for the following Meter Point Administration Numbers (MPANs):

[List/Attach MPAN cores].

As per [BSCP503 Section 1.2A \(“EMR Responsibilities”\)](#), the HHDA is required to send Half-Hourly metered data to the EMR Settlement Services Provider (EMRS) for the Metering Systems for which it is responsible. The Supplier is responsible for instructing the HHDA on the specific Metering Systems to be included.

To do this, under [BSCP503 Section 3.6](#), when notified by the owner of MPAN(s), the Supplier must send a D0354 EMR Reporting Notification to the HHDA, which includes the following information:

- Instruction Number (Mandatory)
- MPAN (Mandatory)
- Effective from Settlement date {MSCM} (Mandatory)
- Effective to Settlement Date {MSCM} (Optional)
- Contract Reference (Optional)

The HHDA will respond with either a D0355 (acceptance from the HHDA to the Supplier), or a D0356 (rejection). Where the HHDA responds with a rejection, the Supplier must resolve the rejection reason and a new D0354 data flow issued. When the D0354 is accepted, the Supplier must notify EMRS of that acceptance, including the MPAN(s), effective from Settlement dates and any other relevant details.

Action required

Please issue a D0354 EMR Reporting Notification to the HHDA to enable them to send the D0357 Half-Hourly Metered Data for the MPAN(s) [Listed above/Attached], with the effective-from date of [insert date] and effective-to date of [insert date or keep open-ended where possible].

Please then confirm (a) your instruction to the HHDA, (b) the HHDA’s acceptance (D0355), and (c) the date when the HHDA will first send D0357 to EMRS by emailing contact@emrsettlement.co.uk.

If any additional forms of evidence or authority are required, for example a copy of the Capacity Agreement, or confirmation of my role as Capacity Provider, please advise and I will provide this promptly.

I appreciate your cooperation in ensuring compliance with [BSCP503](#) and EMR requirements. If I do not receive confirmation within 10 working days, I may escalate this matter to Elexon (BSCP503 owner) and EMRS.

Kind regards

[Your Name]

[Your Position / Organisation]

[Contact Details]